



# Energy Resources of Australia Ltd

## **Presentation to the Financial Community 2009 Half Year Results**

Rob Atkinson - Chief Executive

Steeve Thibeault – Chief Financial Officer



*31 July 2009*



**ERA**

## **Acknowledge Traditional Owners**

*Energy Resources of Australia Ltd (ERA) has two adjoining leases on Aboriginal land surrounded by, but separate from, Kakadu National Park in the Northern Territory of Australia.*

*ERA respectfully acknowledges the Mirarr people, traditional owners of the land on which ERA's leases and Ranger Mine are situated.*



## Forward-looking statements

This presentation contains statements which may include predictions as to the future, and which may constitute forward-looking statements within the meaning of Australian or US securities laws. Such statements include, but are not limited to, statements with regard to capacity, future production and grades, projections for sales growth, estimated revenues and reserves, targets for cost savings, the construction cost of new projects, projected capital expenditures, the timing of new projects, future cash flow and debt levels, the outlook for minerals and metals prices, the outlook for economic recovery and trends in the trading environment and may be (but are not necessarily) identified by the use of phrases such as "will", "expect", "anticipate", "believe" and "envisage".

By their nature, forward-looking statements involve risk and uncertainty because they relate to events and depend on circumstances that will occur in the future and may be outside ERA's control. Actual results and developments may differ materially from those expressed or implied in such statements because of a number of factors, including levels of demand and market prices, the ability to produce and transport products profitably, the impact of foreign currency exchange rates on market prices and operating costs, operational problems, political uncertainty and economic conditions in relevant areas of the world, the actions of competitors, and activities by governmental authorities such as changes in taxation or regulation.

Forward-looking statements should, therefore, be construed in light of these factors and undue reliance should not be placed on forward-looking statements. These forward-looking statements speak only as of the date of this presentation.



**ERA**

# Agenda

- Overview
- Our people
- Financial performance
- Operational performance
- Exploration / expansion projects
- Outlook



	H1 09	H1 08	Change
Production U <sub>3</sub> O <sub>8</sub> (tonnes)	2,695	2,357	+14%
Net profit – A\$m	127.6	38.9	+228%
Interim dividend (cents per share)	14	8	+75%



ERA

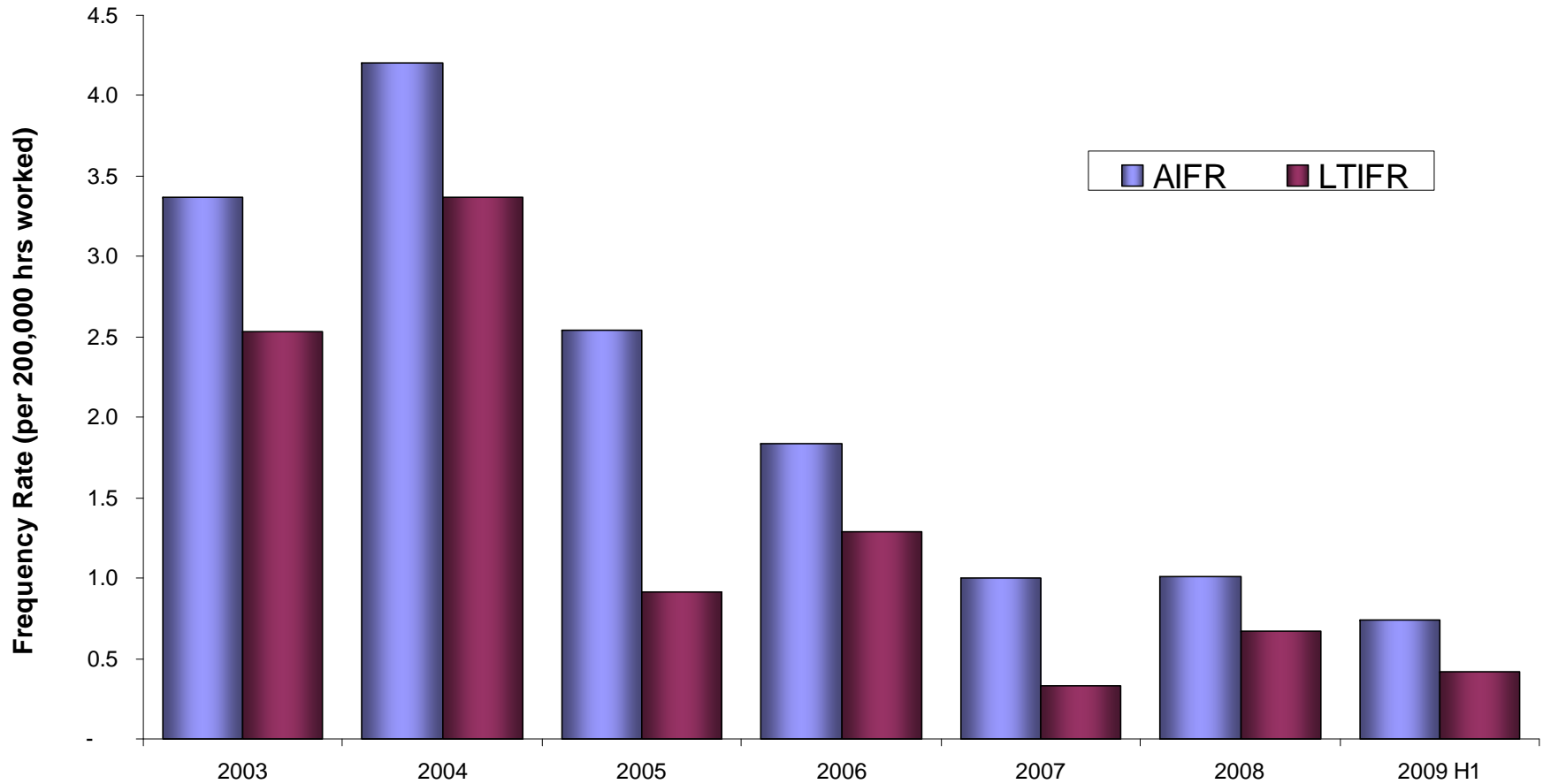
# Agenda

- Overview
- Our people
- Financial performance
- Operational performance
- Exploration / expansion projects
- Outlook



**ERA**

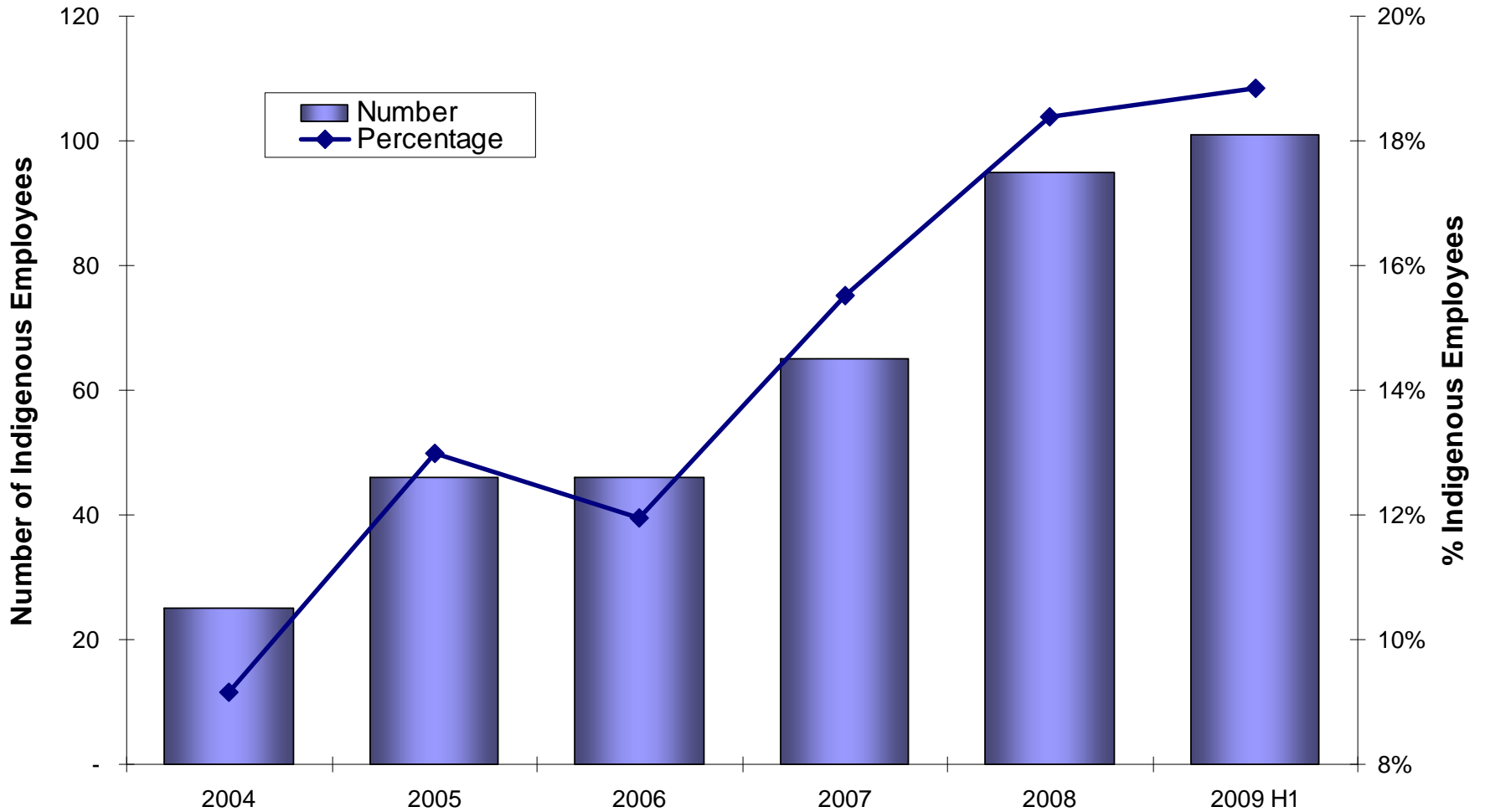
# Safety performance





ERA

# Indigenous employment







ERA

# Agenda

- Overview
- Our people
- Financial performance
- Operational performance
- Exploration / expansion projects
- Outlook

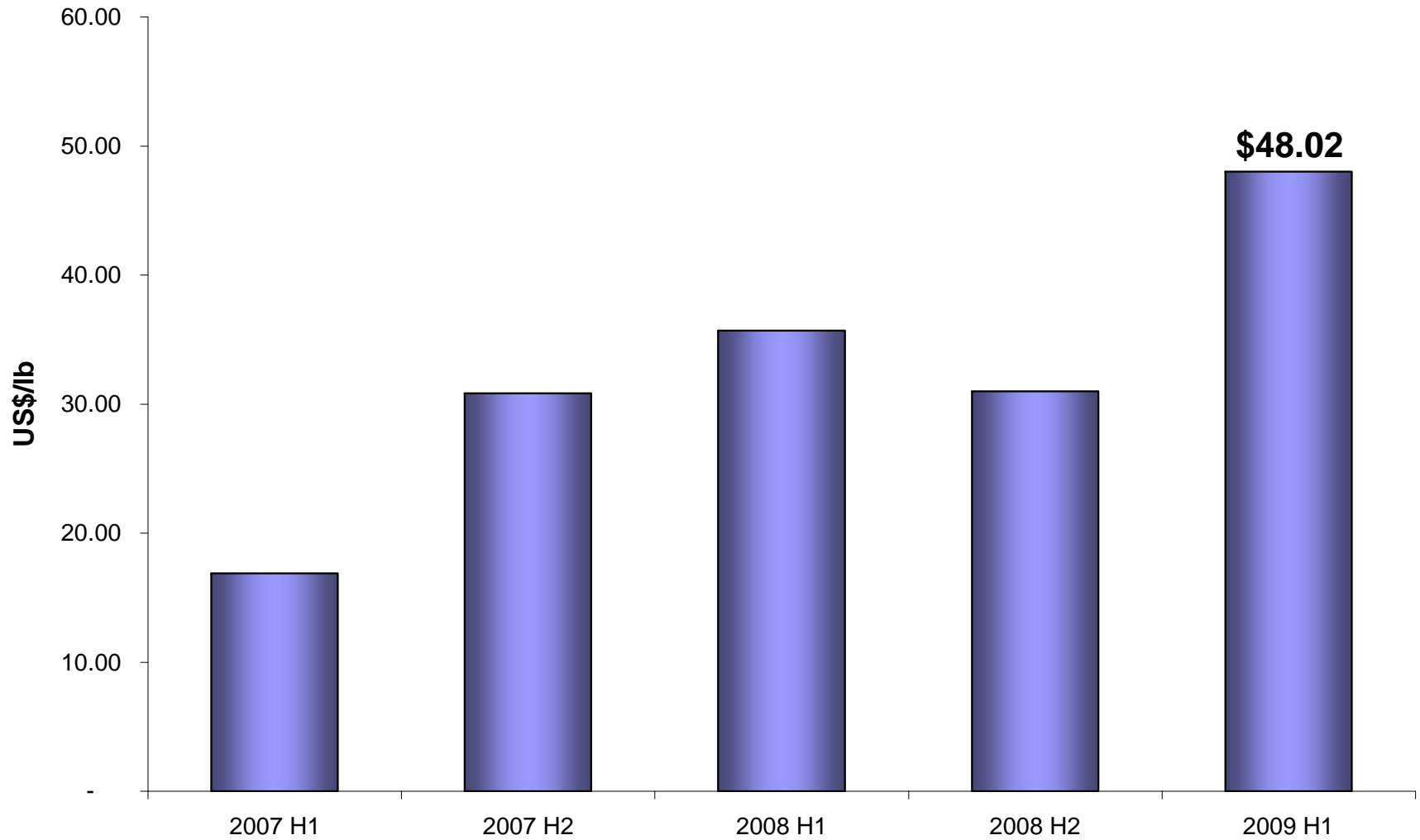
**ERA****June 2009 Half Year results (A\$m)**

	H1 09	H1 08	Change
Revenue	347.0	167.4	+107%
Profit before tax	178.0	52.7	+238%
Net profit	127.6	38.9	+228%
Cash flow from operating activities	55.6	99.0	-44%
Capital expenditure	18.5	92.9	-80%



**ERA**

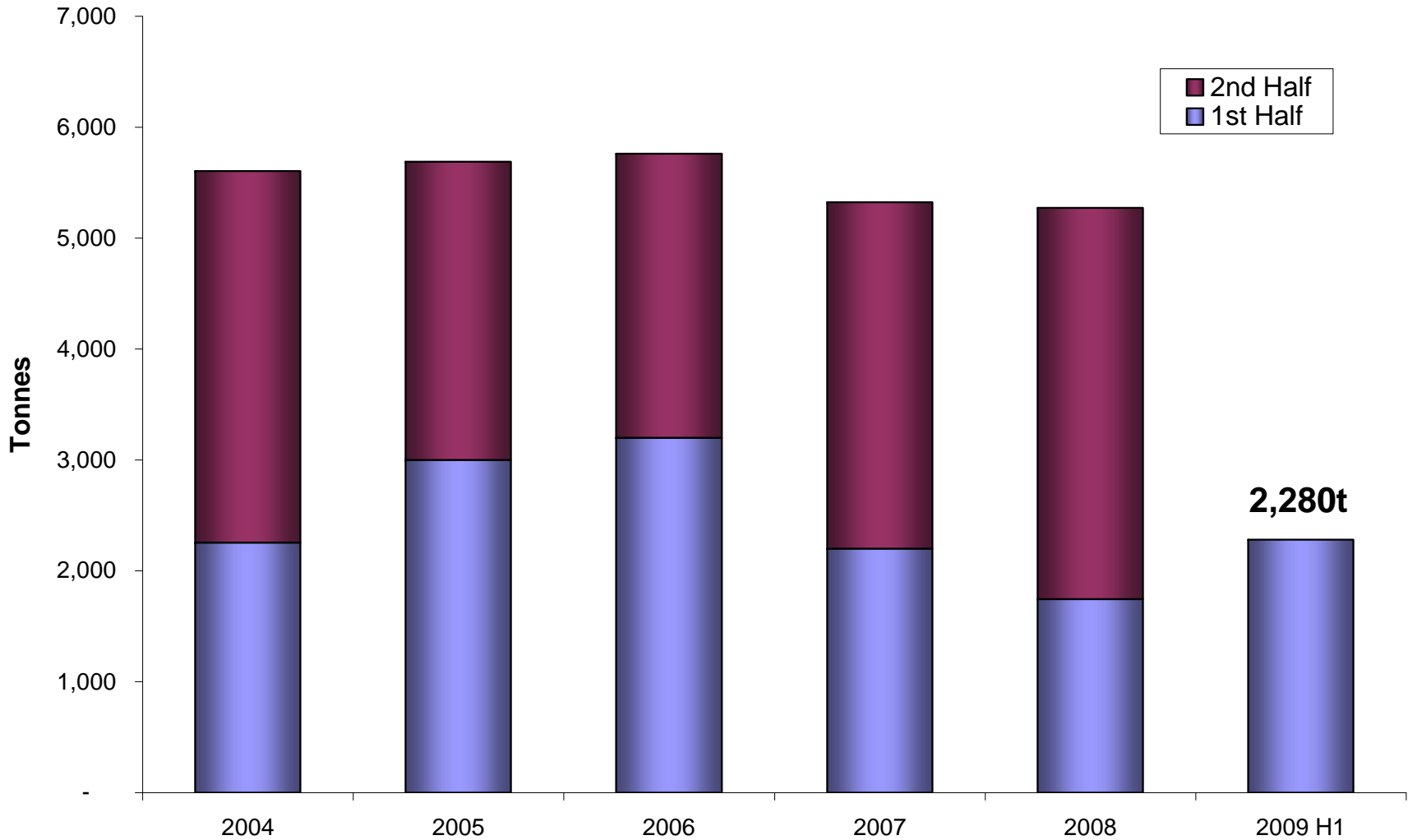
## Average realised sales price (US\$/lb)





**ERA**

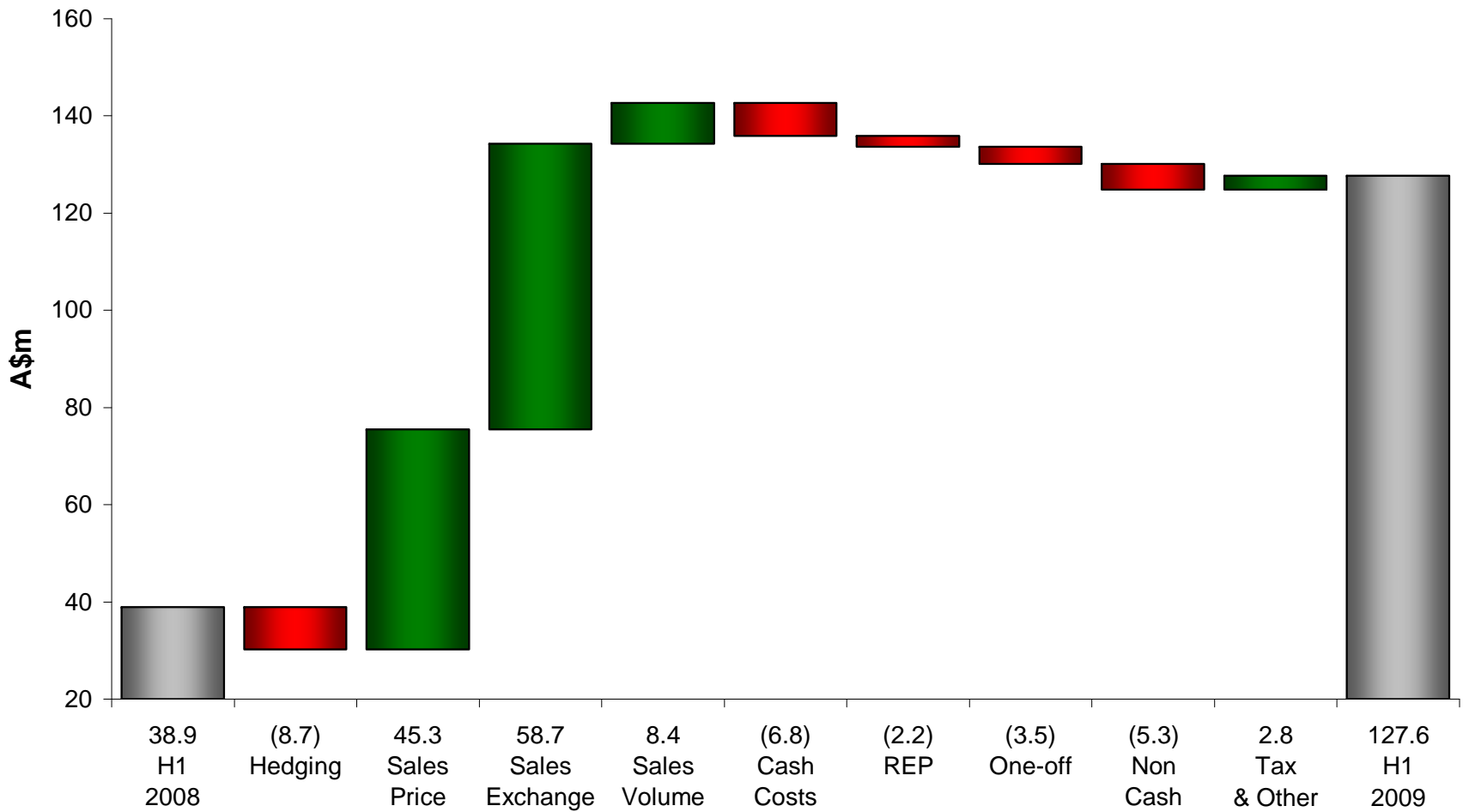
# Sales of uranium oxide





**ERA**

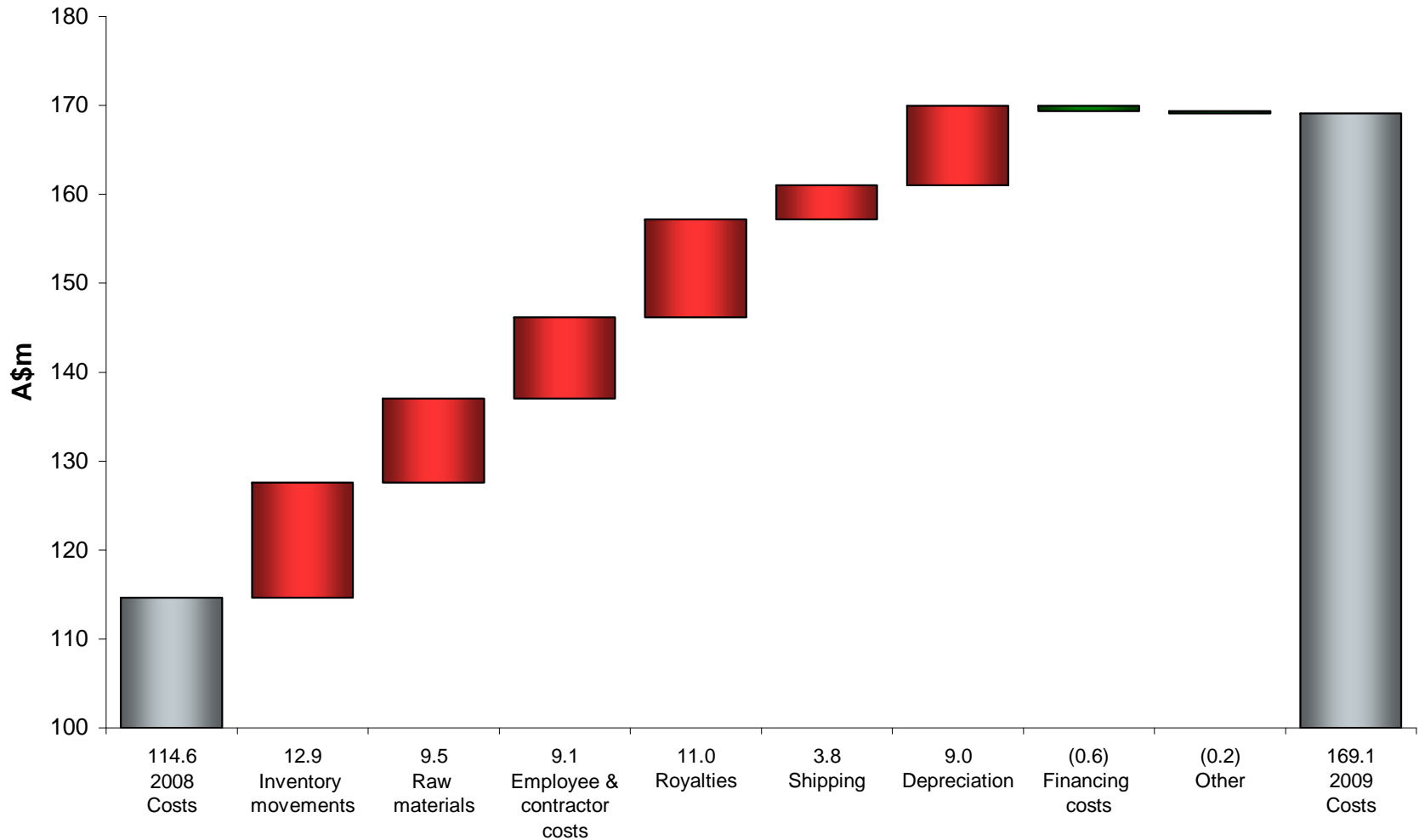
# H1 2009 v H1 2008 profit





**ERA**

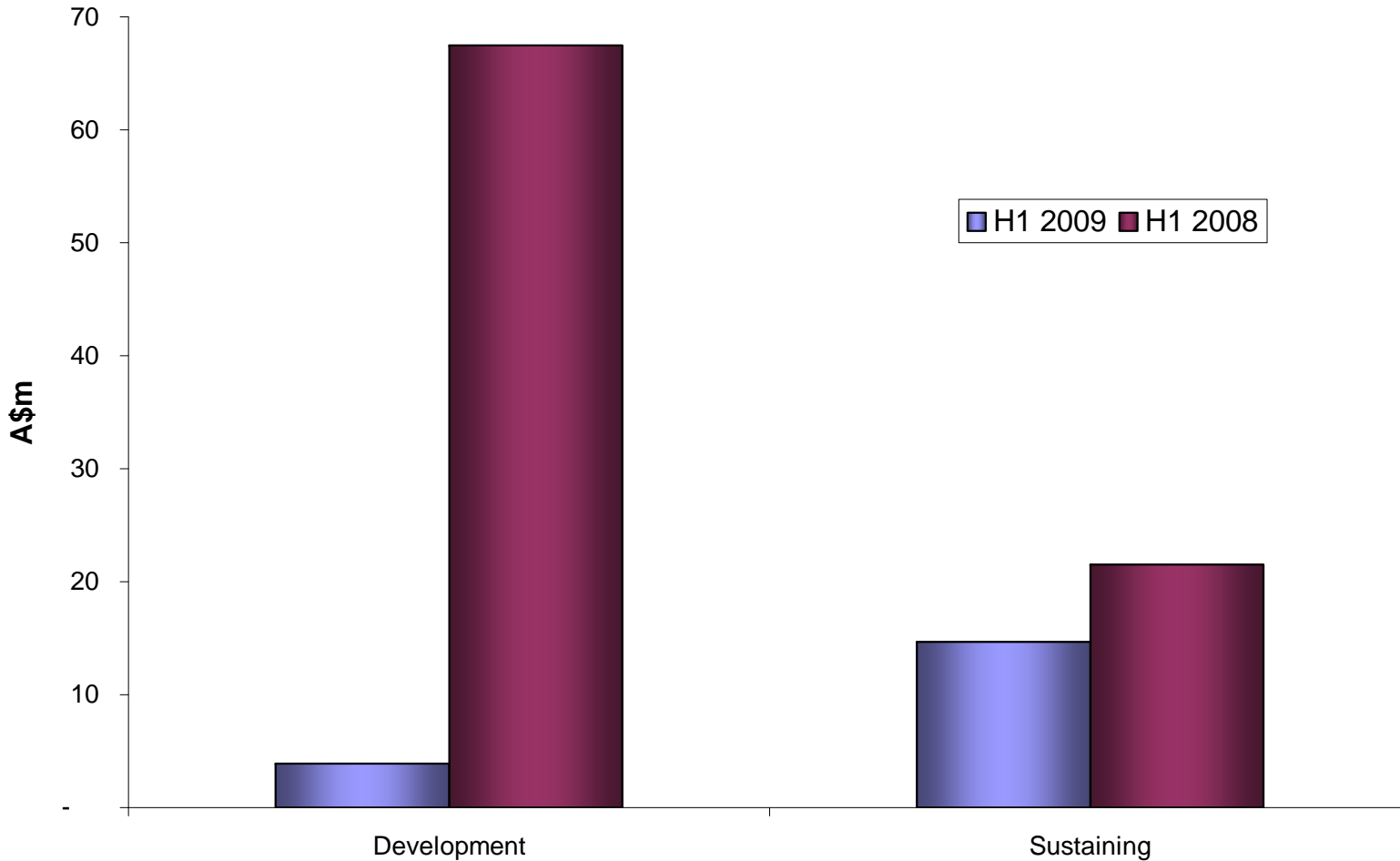
# H1 2009 v H1 2008 total costs





**ERA**

# H1 2009 v H1 2008 capital expenditure





- Overview
- Our people
- Financial performance
- Operational performance
- Exploration / expansion projects
- Outlook





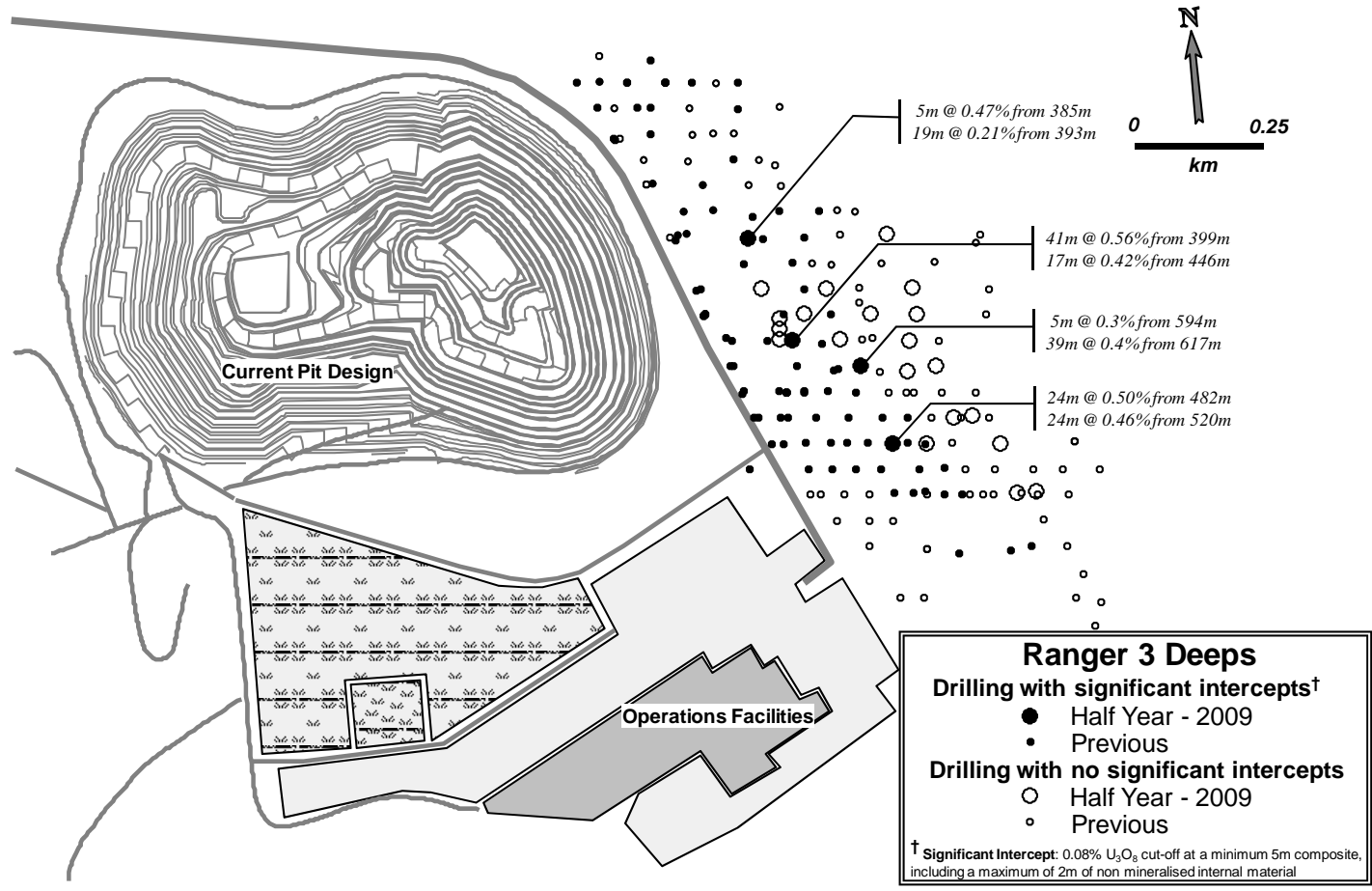
	H1 09	vs H1 08
Material mined (kt)	10,003	+14%
Ore mined (kt)	989.9	-35%
Ore milled (kt)	1,092.4	+5%
Mill head grade (%)	0.29	+8%
Mill recovery (%)	87.1	-2%
Production – U <sub>3</sub> O <sub>8</sub> - tonnes - 000 lbs	2,695 5,942	+14%



ERA

# Agenda

- Overview
- Our people
- Financial performance
- Operational performance
- Exploration / expansion projects
- Outlook



**Competent Person** The information in this report relating to exploration results is based on information compiled by Greg Rogers, who is a member of the Australasian Institute of Mining and Metallurgy. Greg Rogers is a full-time employee of the company and he has sufficient experience which is relevant to the style of mineralisation and type of deposit under consideration and to the activity which he is undertaking to qualify as a Competent Person as defined in the 2004 Edition of the 'Australasian Code for Reporting of Exploration Results, Mineral Resources and Ore Reserves'. Greg Rogers consents to the inclusion in the report of the matters based on his information in the form and context in which it appears.



- Ranger 3 Deeps orebody contains a current resource of ~34,000 tonnes of uranium oxide
- Ranger 3 Deeps exploration decline project will allow close spaced underground exploration drilling to further evaluate the extent and continuity of the Ranger 3 Deeps orebody
- Commonwealth of Australia and Northern Territory governments have confirmed that the Ranger 3 Deeps exploration decline project will not require further formal environmental assessment
- The Pre Feasibility Study into the construction of the exploration decline is continuing, targeting final approval in early 2010
- In addition to Ranger 3 Deeps, the exploration programme will focus on other near-mine targets during the second half of 2009



- Proposed heap leach facility at Ranger targets the extraction of 15,000 to 20,000 tonnes of uranium oxide from low grade mineralised material
- The project will be subject to formal environmental assessment by the Commonwealth of Australia and Northern Territory governments, at the level of a full Environmental Impact Statement
- Northern Territory and Commonwealth governments expected to shortly release the draft guidelines for the EIS for public comment
- Feasibility studies on the proposed heap leach facility are continuing to progress well in parallel with the environmental approval processes



**ERA**

# Agenda

- Overview
- Our people
- Financial performance
- Operational performance
- Exploration / expansion projects
- Outlook



- Full year production expected to be in line with recent years
- Second half average realised sales price expected to be broadly in line with the first half
- Continued focus on operating costs
- Sales revenues significantly exposed to exchange rates
- Work continues on ERA's world class development opportunities